























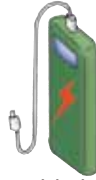







RESOURCES AND GARBAGE COLLECTION

Refer to the Collection Schedule and fill in the day of the week below

Recyclable Resources	Papers, Clothes	 Newspapers	 Magazines Scrap papers	 Cardboard boxes	 Milk cartons	 Clothes	Twice a month
	Bottles, Cans, Pet bottles	 Bottles	 Cans	 PET bottles	 as marked like this	 PET bottles	
Plastic containers and packaging		 Food trays	 Food containers	 Plastic bags	 Plastic snack packs	 Plastic containers	Once a week
Burnable Garbage		 Kitchen garbage	 shoes	 Non-recyclable paper	 Tree branches	 Diapers	Twice a week
Hazardous Waste		 Fluorescent lights	 Batteries	 Lighters	 Spray cans	 Portable battery Charger	Once a month
Non-Burnable Garbage		 Metal products	 Items with metal parts fixed	 Glass pieces, China ware	 Glass pieces, China ware	 Glass pieces, China ware	Once a month

P2

P3

P4

P5

P6

P7

How to dispose Paper
Garbage and Clothes

How to dispose
Bottles, Cans and
Pet Bottles

How to dispose
Plastic containers
and packaging

How to dispose
Burnable Garbage

How to dispose
Hazardous Waste
and Non-Burnable
Garbage

How to dispose
Bulky Waste

Important

Put out garbage before 8:30 am
on designated days at
designated collection places

Public holidays are also collection days

*Please contact the Sanitary Association
or refer to the Sanitary Association

Magazine about the collection days

Please do not mix paper garbage and plastic containers and packaging
with Burnable Garbage!



● Paper garbage and plastic containers and packaging recycling are very valuable.
At the Sanitary Association we put in a lot of effort to separate and correctly
dispose of garbage for environmental protection and recycling of resources.

● If paper garbage, plastic containers and packaging are mixed-up, garbage
won't be collected. We will put a sticker on the garbage so that you will correctly
dispose it

Shobu Seiso Center Tel : 85-7027 Fax : 85-7203

<http://www.crt-kuki.miyashiro.saitama.jp/index.html>



How to Dispose of Recyclable Resources

Paper Garbage and Clothes

Sort out and bundle with a rope

Paper Garbage

● Newspapers



● Cardboard boxes



● Magazines, Scrap papers

Books, Notebooks, Newspaper ad-inserts, Postcards, Letters, Paper boxes, Wrapping papers, Envelopes, Memo papers etc



● Milk cartons

Rinse cartons


Cut open cartons and make them flat

Dry them

Tie them in a bundle



Small pieces of paper may be easy to bundle with magazines or leaflets or to insert in an envelope



Please remove metal or plastic parts

Remove plastic

Clothes

Example

● Clothes

(Do not remove buttons and zippers)

Shirts, Suits, Trousers, Skirts, Underwears, Sweaters, Coats, Jumpers, Socks, Neckties, Kimonos, Obi

● Cloth

Sheets, Towel, Curtains, Laced curtain, Blankets,

● Wash, dry and fold them

● If it is raining, do not dispose of them or put them in a clear plastic bag



Please do not put it out on a rainy day. If you have to put the garbage out unavoidable, put it in a clear plastic bag.

Items that you cannot dispose of (Example)

These things are not suitable for recycling. Dispose of the garbage below as burnable garbage

Silver Color



Packs that are silver inside




Shredded papers



Used tissues



Paper that is covered by oil and food (ex. pizza boxes, cake boxes)




Paper that have a strong smell (Incense stick pack, Detergent pack, Cigarettes pack)



Futon, Rug, Carpets



Fax paper
Thermal paper



Copying paper
Carbon paper



Padded garments, Judo clothes, Hats, Gloves



Stickers, Oil paper, Paper cups, Photo-mounts



Recyclable Resources

How to Dispose of Bottles, Cans and PET Bottles

How to dispose of bottles, cans and PET bottles



The lid and labels should be disposed of as plastic Resources.

The metal lid should be disposed as Non-Burnable Waste.

Put it in a clear plastic bag



clear as burnable garbage specified bag



Bottles

Glass bottles for food and drink

Take off the lid and rinse the inside.



Seasoning



Juice



Alcohol



Canned food



Drink bottles



Coffee



Jam

Cans

Metal or aluminum cans for food and drink



Drink cans



Green tea cans



Seaweed cans



Cooking oil cans



Canned food cans



Pet food cans



Snack cans



Milk cans

PET Bottles


The way to dispose of pet bottles is different.



as marked PET



Remove the lid and labels



Rinse inside



Crush PET bottles



Items that you cannot dispose of (Example)



Cosmetics bottles



Agrochemicals bottles



China ware bottles



Glass ware



Paint cans



Insecticide bottles



18liter cans



Plastic oil bottles



Sauce bottles



Plastic lids



Detergent and cleanser bottles



Gas cylinder cassette



Insecticide cans



Spray cans

dispose of as
Non-Burnable Garbage

dispose of as
Plastic Resources

dispose of as
Hazardous Waste



How to Dispose of Plastic Containers and Packaging

Clear plastic bag

Semi-clear plastic bag


transparent enough for contents to be seen



Specified bag

How to dispose of plastic containers and packaging

Remove leftovers



double bag ban

Example for disposable plastic resources



4



Non-disposable plastic containers and packaging (Example)



Videotape Cassettes



Kitchen garbage



Paper containers



Rugs • Mats

Dispose of as Non-Burnable Garbage

Dispose of as Burnable Garbage



How to Dispose of Burnable Garbage

It is the garbage that the Sanitary Association defined as "burnable".



specified bag

Disposable Burnable Garbage (Example)



※ Specified bag is unnecessary.



Tree branches, twigs

* The items should be no bigger than 60cm in length and 10cm in thickness: Bind them with strings.

* Please absorb used cooking oil in paper or cloth, or use a solidifying agent before disposal.

FD MD CD DVD
Video etc,



● Request ●

Papers, plastics containers and packaging are recyclable resources



At the Sanitary Association, we put in a lot of effort to separate and correctly dispose of garbage for our environmental protection. We appreciate your cooperation.

Caution



Put the burnable garbage in the specified bags.
Garbage placed in other bags (paper bags, cardboard boxes) will not be collected.



How to Dispose of Non-Burnable Garbage

It is the garbage that the Sanitary Association defined as "non-burnable".

specified bag

Metal products · Items with fixed metal parts · Glassware · Ceramics etc. (example)



Ceramics



Pans · Kettles




Frying pans



Glassware



Tools



Small household electrical appliances



Flat glass · Mirrors



Aluminum foil



Incandescent bulbs



Flower pots



Leather Bags



Cosmetics · Medicine containers



Mini-stereos



Radio cassette players



Razors



Edged tools



Light appliances

Except remove the fluorescent tube



Metal toys



Vacuum cleaners



Clothes pins



Deodorants



18 liter cans



Telephones



Clocks



Filters of water purifiers



Scrubbing brushes



Umbrellas

※ Specified bag is unnecessary
: It binds with strings



Artificial flowers



Electric blankets and carpets


Spray cans are Hazardous Waste



How to Dispose Hazardous Waste



● Fluorescent lights · Mercury thermometers



● Spray cans
Gas cylinder cassettes



● Dry cell batteries

● Lighters



● Portable battery Charger

Clear plastic bag

Semi-clear plastic bag

transparent enough for contents to be seen

Thoroughly use up gas!

Danger!
No-need to punch a hole in the container



Incandescent bulbs as Non-Burnable



How to Dispose of Bulky Waste

The number of people who can make a reservation is limited.
Please call for an early appointment.


Required
bulky waste ticket

Procedure for bulky waste collection



- ① Make reservation by phone
(Bulky Waste Reservation Center 31-8286)

Maximum amount: 5 items per one collection



- ② Purchase tickets for the collection
at the stores listed below for
550 yen per ticket



- ③ Put out your bulky items with the
ticket attached on the designated date
at the designated place

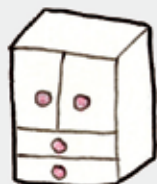
Example for bulky waste

Rough idea of bulky waste

Items that don't fit into 45 litter garbage bags



Bicycles



Wardrobes



Chairs



Skis



Desks



Couches



Tables



Spring mattresses



Shelves



Microwave ovens

Bulky Waste Ticket Authorized Store

Shobu Area

JA Nansai Shobu-Minami	Shobucho-Obayashi 238	Arai Kyuzo Shoten	Shobucho-Dai 766-3
Seven-Eleven Kuki-Shobucho-Sanga	Shobucho-Sanga 353-1	Seven-Eleven Shobucho-Dai	Shobucho-Dai 1580
Family-Mart Shobu-Sanga	Shobucho-Sanga 1338-1	Seven-Eleven Kuki-Kiyoku-Kogyodanchi-Mae	Shobucho-Dai 2606-3
Gakko-Ura	Shobucho-Sanga 1416-2	Horibe Store	Shobucho-Niibori 430-2
Seven-Eleven Shobu-Sanga Bypass	Shobucho-Sanga 2468-1	Kurihara Liquor Shop	Shobucho-Niibori 2137-2
Seven-Eleven Shobu-Shibayama	Shobucho-Shibayama shigo 1509-1		
Suzuki Denki	Shobucho-Shimokayama 2120-2		
Ito Shoten	Shobucho-Shimokayama 2783-1		
Living Store Tsukaya	Shobucho-Shobu 174		
Hirasawa Tobacco Shop	Shobucho-Shobu 379-1		

Bulky Waste Tickets

- One Bulky Waste Tickets per item
(Exception: Be sure to call in advance and make an appointment.)
- The Bulky Waste Tickets cannot be refunded or reissued.
- Since the Bulky Waste Tickets cannot be peeled off once they are attached, make sure you attach them properly.
- If you dispose of bulky waste, please insure to put your name and the collection date.
- The Bulky Waste Tickets cannot be used for Televisions, washing machines, Refrigerators or air conditioners

Burnable Garbage	Recyclable Resources	Plastic containers and packaging	Area	Hazardous Waste	Non-Burnable Garbage
Monday Thursday	Twice a month	Once a week	Shobucho Shobu (District 1 ~ 8) ※ exclude Terada Danchi Shobucho Sanga (District 12 ~ 16) Shobucho Dai / Kawaharai (District 17 ~ 19)	3rd Wednesday	Once a month

Burnable Garbage	Recyclable Resources	Plastic containers and packaging	Area	Hazardous Waste	Non-Burnable Garbage
Tuesday Friday	Twice a month	Once a week	Shobucho Niibori (District 9 ~ 11) Shobucho Obayashi (District 20 ~ 25) Shobucho Shimokayama / Kamikayama (District 26 ~ 30) Shobucho Shibayamasigo (District 31 • 32) Shobucho Kamiosaki (District 33) Shobucho Shobu (District 34) ※ Terada Danchi	Once a month	Once a month