






















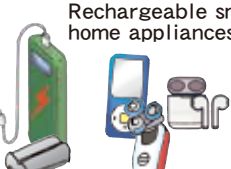








# RESOURCES AND GARBAGE COLLECTION

Refer to the Collection Schedule and fill in the day of the week below

Recyclable Resources	Papers, Clothes	 Newspapers	 Magazines Scrap papers	 Cardboard boxes	 Milk cartons	 Clothes	Twice a month
	Bottles, Cans, Pet bottles	 Bottles	 Cans	 PET bottles	 as marked like this	 as marked like this	
Plastic containers and packaging		 Food trays Food containers	 Plastic bags	 Plastic snack packs	 Plastic containers		Once a week
Burnable Garbage		 Kitchen garbage	 shoes	 Non-recyclable paper	 Tree branches	 Diapers	Twice a week
Hazardous Waste		 Fluorescent lights	 Batteries	 Lighters	 Spray cans	 Rechargeable small home appliances	Once a month
						 Mercury thermometer Mercury type sphygmomanometer, etc.	
Non-Burnable Garbage		 Metal products	 Items with metal parts fixed	 Glass pieces, China ware			Once a month

P2

P3

P4

P5

P6

P7

How to dispose Paper Garbage and Clothes

How to dispose Bottles, Cans and Pet Bottles

How to dispose Plastic containers and packaging

How to dispose Burnable Garbage

How to dispose Hazardous Waste and Non-Burnable Garbage

How to dispose Bulky Waste

## Important

Put out garbage before 8:30 am on designated days at designated collection places

Public holidays are also collection days

\*Please contact the Sanitary Association or refer to the Sanitary Association

Magazine about the collection days

Please do not mix paper garbage and plastic containers and packaging with Burnable Garbage!



● Paper garbage and plastic containers and packaging recycling are very valuable. At the Sanitary Association we put in a lot of effort to separate and correctly dispose of garbage for environmental protection and recycling of resources.

● If paper garbage, plastic containers and packaging are mixed-up, garbage won't be collected. We will put a sticker on the garbage so that you will correctly dispose it

Shobu Seiso Center Tel : 85-7027 Fax : 85-7203

<http://www.crt-kuki.miyashiro.saitama.jp/index.html>



# How to Dispose of Recyclable Resources

## Paper Garbage and Clothes

Sort out and bundle with a rope

### Paper Garbage

● Newspapers



● Cardboard boxes



● Magazines, Scrap papers

Books, Notebooks, Newspaper ad-inserts, Postcards, Letters, Paper boxes, Wrapping papers, Envelopes, Memo papers etc



### Clothes

Example

● Clothes

(Do not remove buttons and zippers)

Shirts, Suits, Trousers, Skirts, Underwears, Sweaters, Coats, Jumpers, Socks, Neckties, Kimonos, Obi

● Cloth

Sheets, Towel, Curtains, Laced curtain, Blankets,

● Wash, dry and fold them

● If it is raining, do not dispose of them or put them in a clear plastic bag



● Milk cartons

Rinse cartons


Cut open cartons and make them flat

Dry them

Tie them in a bundle



Small pieces of paper may be easy to bundle with magazines or leaflets or to insert in an envelope



Please remove metal or plastic parts

Remove plastic



Please do not put it out on a rainy day. If you have to put the garbage out unavoidable, put it in a clear plastic bag.

### Items that you cannot dispose of (Example)

These things are not suitable for recycling. Dispose of the garbage below as burnable garbage



Paper that is covered by oil and food (ex. pizza boxes, cake boxes)



Shredded papers



Used tissues



Packs that are silver inside




Paper that have a strong smell (Incense stick pack, Detergent pack, Cigarettes pack)



Futon, Rug, Carpets



Fax paper Thermal paper



Copying paper Carbon paper



Padded garments, Judo clothes, Hats, Gloves



Stickers, Oil paper, Paper cups, Photo-mounts





## Recyclable Resources

### How to Dispose of Bottles, Cans and PET Bottles

#### How to dispose of bottles, cans and PET bottles



The lid and labels should be disposed of as plastic containers and packaging.

The metal lid should be disposed as Bottles, Cans, Pet bottles Garbage.

Put it in a clear plastic bag



#### Bottles

Glass bottles for food and drink

Take off the lid and rinse the inside.



Seasoning



Juice



Alcohol



Canned food



Drink bottles



Coffee



Jam

#### Cans

Metal or aluminum cans for food and drink



Drink cans



Green tea cans



Seaweed cans



Cooking oil cans



Canned food cans



Pet food cans



Snack cans



Milk cans

#### PET Bottles


The way to dispose of pet bottles is different.



as marked PET



Remove the lid and labels



Rinse inside



Crush PET bottles



#### Items that you cannot dispose of (Example)

18liter cans



Cosmetics bottles  
Agricultural pesticide bottle  
China ware bottles



Glass ware



Insecticide bottles



Machine oil cans



Paint cans



Plastic oil bottles



Sauce bottles



Plastic lids



Detergent and cleanser bottles

dispose of as  
Plastic containers and packaging



Gas cylinder cassette



Insecticide cans



Spray cans


dispose of as  
Hazardous Waste

dispose of as  
Non-Burnable Garbage



## How to Dispose of Plastic Containers and Packaging

### How to dispose of plastic containers and packaging



Empty thoroughly



Remove leftovers



double bag ban



Clear plastic bag



Semi-clear plastic bag

transparent enough for contents to be seen



Specified bag

### Example for disposable plastic container and packaging



Food trays



Food containers



Tofu packs



Snack packs

Plastic Lids



Plastic wraps



Cooking oil plastic bottles



Instant noodle containers

\*Those with the mark on the right



Retort pouch



Foamed polystyrene



Plastic egg packages



Tablet sheets



Shampoo bottles  
Detergent containers



Sauce plastic bottles



Plastic bags



### Non-disposable plastic containers and packaging (Example)



Buckets



Basins



Items with fixed metal parts



Aluminum items



Electrical appliances



Videotape Cassettes



Kitchen garbage



Disposable wooden chopsticks



Paper containers



Rugs • Mats

Dispose of as Non-Burnable Garbage

Dispose of as Burnable Garbage





# How to Dispose of Burnable Garbage

It is the garbage that the Sanitary Association defined as "burnable".



specified bag

## Disposable Burnable Garbage (Example)



Kitchen garbage



Cigarette butts



Eggshells



Shells



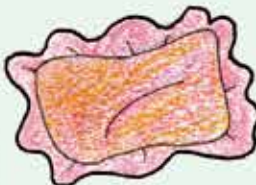
Grasses (soil off)



Fermented soybeans packs



Balls (air out)



Pillows



Desiccants



Cooling agents



Sanitary napkins



Stuffed toys



Diapers



Leather shoes • Japanese clogs • Sandals



Albums



Non-Recyclable papers

\* See the details on page 2



Disposable heat packs



Cooking Oil

\* Please absorb used cooking oil in paper or cloth, or use a solidifying agent before disposal.



Solidify



Absorb in paper or cloth

※ Specified bag is unnecessary.



Tree branches, twigs

\* The items should be no bigger than 60cm in length and 10cm in thickness: Bind them with strings.



FD MD CD DVD Video etc,

## ● Request ●

Papers, plastics containers and packaging are recyclable resources



At the Sanitary Association, we put in a lot of effort to separate and correctly dispose of garbage for our environmental protection. We appreciate your cooperation.

## Caution



Put the burnable garbage in the specified bags.  
Garbage placed in other bags (paper bags, cardboard boxes) will not be collected.





## How to Dispose of Non-Burnable Garbage

It is the garbage that the Sanitary Association defined as "non-burnable".

specified bag



### Metal products · Items with fixed metal parts · Glassware · Ceramics etc. (example)



Ceramics



Pans · Kettles




Frying pans



Glassware



Tools



Household electrical appliances



Flat glass · Mirrors



Aluminum foil



Incandescent bulbs



Flower pots



Razors



Leather Bags



Cosmetice · Agricultural bottle



Mini- stereos



Radio cassette players



Light appliances

Except remove the fluorescent tube



Edged tools



Vacuum cleaners




Clothes pins



Deodorants



Metal toys



Telephones



Clocks



Filters of water purifiers



Scrubbing brushes



18 liter cans

Umbrellas



※ Specified bag is unnecessary  
: It binds with strings



Artificial flowers



Electric blankets and carpets

**Spray cans are Hazardous Waste**



## How to Dispose Hazardous Waste



● Fluorescent lights  
· Mercury thermometers



● Spray cans  
Gas cylinder cassettes

● Rechargeable small home appliances



● Portable battery charger



● Mercury thermometer  
Mercury-type sphygmomanometer, etc.



● Lighters  
● Dry cell batteries



Clear plastic bag

Semi-clear plastic bag

transparent enough for contents to be seen

Thoroughly use up gas!

**Danger!**  
No-need to punch a hole in the container



**Incandescent bulbs as Non-Burnable**



# How to Dispose of Bulky Waste

The number of people who can make a reservation is limited.  
Please call for an early appointment.


Required  
bulky waste ticket

## Procedure for bulky waste collection



- ① Make reservation by phone  
(Bulky Waste Reservation Center 31-8286)

Maximum amount: 5 items per one collection



- ② Purchase tickets for the collection  
at the stores listed below for  
550 yen per ticket



- ③ Put out your bulky items with the  
ticket attached on the designated date  
at the designated place

## Example for bulky waste

Rough idea of bulky waste

Items that don't fit into 45 litter garbage bags



Bicycles



Wardrobes



Chairs



Skis



Desks



Couches



Tables



Spring mattresses



Shelves



Microwave ovens

## Bulky Waste Ticket Authorized Store

### Shobu Area

Hirasawa Tobacco Shop	Shobucho-Shobu 379-1	Suzuki Denki	Shobucho-Shimokayama 2120-2
Seven-Eleven Kuki-Shobucho-Shobu	Shobucho-Shobu 773-1	Ito Shoten	Shobucho-Shimokayama 2783-1
Horibe Store	Shobucho-Niibori 430-2	Seven-Eleven Shobu-Shibayama	Shobucho-Shibayama shigo 1509-1
Seven-Eleven Kuki-Shobucho-Sanga	Shobucho-Sanga 353-1		
Family-Mart Shobu-Sanga	Shobucho-Sanga 1338-1		
Seven-Eleven Shobu-Sanga Bypass	Shobucho-Sanga 2468-1		
Arai Kyuzo Shoten	Shobucho-Dai 766-3		
Seven-Eleven Shobucho-Dai	Shobucho-Dai 1580		
Seven-Eleven Kuki-Kiyoku-Kogyodanchi-Mae	Shobucho-Dai 2606-3		
JA Nansai Shobu-Minami	Shobucho-Obayashi 238		

### Bulky Waste Tickets

- One Bulky Waste Tickets per item  
(Exception: Be sure to call in advance and make an appointment.)
- Since the Bulky Waste Tickets cannot be peeled off once they are attached, make sure you attach them properly.
- If you dispose of bulky waste, please insure to put your name and the collection date.
- The Bulky Waste Tickets cannot be used for Televisions, washing machines, Refrigerators or air conditioners

Burnable Garbage	Recyclable Resources	Plastic containers and packaging	Area	Hazardous Waste	Non-Burnable Garbage
Monday Thursday	Twice a month	Once a week	Shobucho Shobu (District 1 ~ 8) ※ exclude Terada Danchi Shobucho Sanga (District 12 ~ 16) Shobucho Dai / Kawaharai (District 17 ~ 19)	3rd Wednesday	Once a month

Burnable Garbage	Recyclable Resources	Plastic containers and packaging	Area	Hazardous Waste	Non-Burnable Garbage
Tuesday Friday	Twice a month	Once a week	Shobucho Niibori (District 9 ~ 11) Shobucho Obayashi (District 20 ~ 25) Shobucho Shimokayama / Kamikayama (District 26 ~ 30) Shobucho Shibayamasigo (District 31 • 32) Shobucho Kamiosaki (District 33) Shobucho Shobu (District 34) ※ Terada Danchi	Once a month	Once a month