

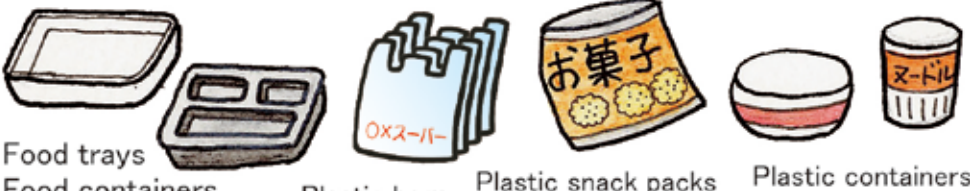
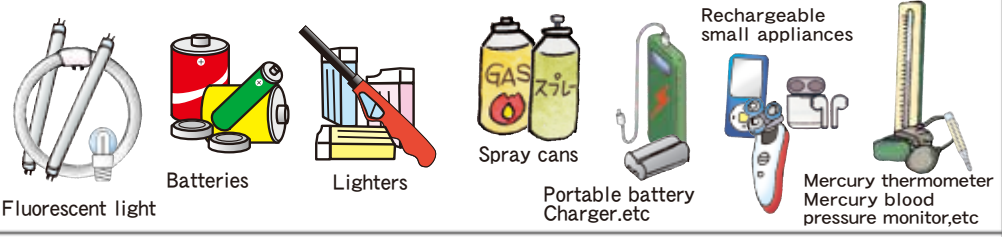


# RESOURCES AND GARBAGE COLLECTION

Refer to the collection Schedule and fill in the day of the week below. (Please check the back cover) ↓

Recyclable Resources	Papers, Clothes		Twice a month ( )
	Bottles, Cans, Pet bottles		Once a week ( )
Plastic Resources			Once a week ( )
Burnable Garbage			Twice a week ( ) ( )
Hazardous Waste			Once a month ( )
Non-Burnable Garbage			Once a month ( )

➡ P2

➡ P3

➡ P4

➡ P5

➡ P6

➡ P7

How to dispose Paper Garbage and Clothes

How to dispose Bottles, Cans and Pet Bottles

How to dispose Plastic Resources

How to dispose Burnable Garbage

How to dispose Non-Burnable Garbage  
How to dispose Hazardous Waste

How to dispose Bulky Waste

## Important


Put out garbage before 8:30 am on designated days at designated collection places

Public holidays are also collection days

\*Please contact the Sanitary Association or refer to the Sanitary Association

Magazine about the collection days

Please do not mix paper garbage and plastic garbage with Burnable Garbage!



- Paper garbage plastic containers and packaging recycling are very valuable. At the Sanitary Association we put in a lot of effort to separate and correctly dispose of garbage for environmental protection and recycling of resources.
- If paper garbage, plastic garbage are mixed up, garbage won't be collected. We will put a sticker on the garbage so that you will correctly dispose it.

Kuki Miyashiro Sanitary Association

TEL:34-2042 FAX:32-5361

〒345-0836 Wado1276-1 Miyashiro Saitama

<http://www.crt-kuki.miyashiro.saitama.jp/index.html>



# How to Dispose of Recyclable Resources

## Paper Garbage and Clothes

Sort out and bundle with a rope

### Paper Garbage

● Newspapers



● Cardboard boxes



● Milk cartons

Rinse cartons  
↓  
Cut open cartons  
and make them flat  
↓  
Dry them  
↓  
Tie them in a  
bundle



● Magazines, Scrap papers

Books, Notebooks, Newspaper  
ad-inserts, Postcards, Letters,  
Paper boxes, Wrapping papers,  
Envelopes, Memo papers etc



Small pieces of paper may  
be easy to bundle with  
magazines or leaflets or to  
insert in an envelope

### Clothes

Example

● Clothes

(Do not remove buttons and zippers)

Shirts, Suits, Trousers, Skirts,  
Underwears, Sweaters, Coats,  
Jumpers, Socks,  
Neckties, Kimonos, Obi

● Cloth

Sheets, Towel, Curtains, Laced curtain,  
Blankets,

● Wash, dry and fold them

● If it is raining, do not  
dispose of them or put  
them in a clear plastic bag



Please remove  
metal or  
plastic parts

remove plastic

### Items that you cannot dispose of (Example)

These things are not suitable for recycling. Dispose of the garbage below  
as burnable garbage



Paper that is covered by  
oil and food  
(ex. pizza boxes, cake boxes)



Shredded papers



Used tissues



Packs that are silver inside




Paper that have a strong smell  
(Incense stick pack, Detergent pack, Cigarettes pack)



Futon, Rug, Carpets



Fax paper  
Thermal paper



Copying paper  
Carbon paper



Padded garments, Judo  
clothes, Hats, Gloves



Stickers, Oil  
paper, Paper  
cups, Photos-  
mounts





## Recyclable Resources

### How to Dispose of Bottles, Cans and PET Bottles


#### How to dispose of bottles, cans and PET bottles



Put it in a clear plastic bag

The lid and labels should be disposed of as plastic containers and packaging.

The metal lid should be disposed as Non-Burnable Waste.



#### Bottles

Glass bottles for food and drink

Take off the lid and rinse the inside.



Seasoning



Juice



Alcohol



Canned food



Drink bottles



Coffee



Jam

#### Cans

Metal or aluminum cans for food and drink



Drink cans



Green tea cans



Laver cans



Cooking oil cans



Snack cans



Milk cans

#### PET Bottles

The way to dispose bottles is different.



as marked PET



Remove the lid and labels



Rinse inside



Crush PET bottles



#### Items that you cannot dispose of (Example)



Cosmetics bottles



Agricultural pesticide bottle



China ware bottles



Glass ware



Paint cans



Insecticide bottles



18liter cans



Plastic oil bottles



Sauce bottles



Plastic lids



Detergent and cleanser bottles



Gas cylinder cassette



Insecticide cans



Spray cans

dispose of as  
Non-Burnable Garbage

dispose of as  
Plastic Resources  
and Packaging

dispose of as  
Hazardous Waste



## How to Dispose of Plastic resources

### How to dispose of plastic resources



①Empty thoroughly ②Remove leftovers ③Remove solid contents ④Cut hoses into pieces shorter than 50cm


### Example for disposable plastic resources



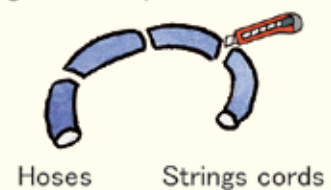
\*Those with the mark on right プラ

Special Disposal items

●These items need to be cut into pieces smaller than 50cm in both length and width



●Cut long items into pieces shorter than 50cm



### Non-Disposable plastic resources (Example)







## How to Dispose of Burnable Garbage

It is the garbage that the Sanitary Association defined as "burnable"



specified bag

### Disposable Burnable Garbage (Example)



Kitchen garbage



Cigarette butts



Eggshells



Shells



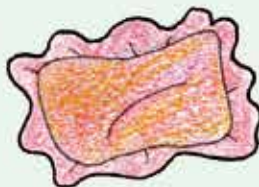
Grasses (soil off)



Fermented soybeans packs



Balls (air out)



Pillows



Desiccants



Cooling agents



Sanitary napkins



Plush toys (30cm or more)



Diapers



Leather shoes • Japanese clogs • Sandals



Albums



Non-Recyclable papers

\* See the details on page 2



Disposable heat packs



Solidify



Futons etc.



Cooking Oil



Absorb in paper or cloth

\* Please absorb used cooking oil in paper or cloth, or use a solidifying agent before disposal.



Videotape Cassettes



panty hoses

※Specified bag is unnecessary



Tree branches, twigs

\* The items should be no bigger than 50cm in length and 10cm in thickness  
: Bind them with strings

### ● Request ●

Papers, Plastics Garbage are recyclable resources



At the Sanitary Association, we put in a lot of effort to separate and correctly dispose of garbage for our environmental protection.  
We appreciate your cooperation

### Caution



Put the burnable garbage in the specified bags  
Garbage placed in other bags  
(paper bags, cardboard boxes)  
will not be collected.





## How to Dispose of Non-Burnable Garbage

It is the garbage that the Sanitary Association defined as "non-burnable"

specified bag

**Metal products · Items with fixed metal parts · Glassware · Ceramics etc. (example)**



6



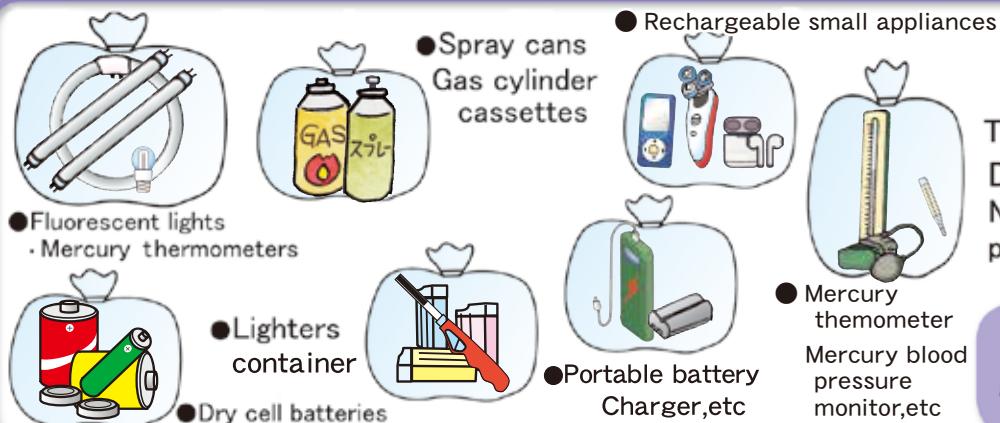
Umbrellas

※Specified bag is unnecessary : Bind with strings

**Spray cans are Hazardous Waste**



## How to dispose Hazardous Waste



Clear plastic bag

Semi-clear plastic bag

transparent enough for contents to be seen

Thoroughly use up gas !

**Danger!**

No-need to punch a hole in the container



**Incandescent bulbs as Non-Burnable**



# How to Dispose of Bulky Waste

It takes about 10 days to pick them up once you make a booking  
Please call for an early appointment.


Required  
bulky waste ticket

## Procedure for bulky waste collection



① Make reservation by phone  
Bulky Waste Reservation Center 31-8286

Maximum amount: 5 items per one collection



② Purchase tickets for the collection at the stores listed below  
for 550 yen per ticket



③ Put out your bulky items with the ticket attached on the designated date at the designated place

## Example for bulky waste

Rough idea of bulky waste

Items that don't fit into 45 litter garbage bags



Bicycles



Chairs



Desks



Tables



Shelves



Wardrobes



Skis



Couches



Spring mattresses



Microwave ovens

## Bulky Waste Ticket Authorized Store

Area de Kuki		Saito Yohin-Ten	Yokebori 355
Ushihiko(Meat shop)	Aoba 1-1-4-109	Jason Kuki	Yoshiba 1-45-8
Lawson Kuki-Aoba	Aoba 2-6-3	Seven-Eleven Kuki-Yoshiba 2	Yoshiba 2-7-1
Seven-Eleven Kuki-Aoba 4	Aoba 4-16-7	JA Nansai Ota	Yoshiba 2-15-18
Seven-Eleven Kuki-Sogo-Undokoen-Nishi	Ezura 1679-1	Ciudad de Miyashiro	
Mikasa Beika Hongo	Otabukuro 437	Ozawa (Liquor Shop)	Kawabata 1-8-1
Seven-Eleven Kuki-Kamikiyoku	Kamikiyoku 974-1	Liquor & Wine Tuchibuchi	Kawabata 3-2-9
Benten	Kamihayami 150	Shintakuya Liquor Shop	Suka 1015-1
Hishinuma Shoten(Liquor Shop)	Kamimachi 5-10	Seven-Eleven Miyashiro-Chuo	Chuo 3-3-8
JA Nansai Kuki Ezura	Kitaaooyagi 73	Kasumi-Miyashiro	Dobutu 1-1-50
Family Fashion Masakiya	Kitaaooyagi 75	Iri No Tana	Higashi 78
Seven-Eleven Kuki-kitanakasone	Kitanakasone 1317-1	Azumaya Liquor Shop	Higashihimemiya1-9-1
Daily Yamazaki	Kuki-Chuo 1-1-20	Kobune Kanamono-Ten	Honden 1-3-20
Ito Shoten(Liquor Shop)	Kuki-Chuo 2-6-23	Someya Cleaning Honden-Ten	Honden 5-4-10
Yaomasa Shoten	Kuki-Chuo 2-9-40	Yaotake Liquor Shop	Miyashirodai 1-10-7
Hyakkado Nishiguchi	Kuki-Chuo 3-9-49	Shinkaway	Monma 2-6-27
Tamura Yohin-Ten	Kuki-Chuo 3-9-55	Kanawa	Yamazaki 354
Lawson Kuki-Chuo 3	Kuki-Chuo 3-9-55	Miyo Beauty parlor	Wado 1-10-8
Hidaka Liquor Shop	Kuki-Chuo 3-9-59	Noguchido Yohin-Ten	Wado 2-3-20
Aoki Tobacco Shop	Kuki-Chuo 4-7-5	Liquor Shop Noguchi	Wado 4-3-23
Hidaka Liquor Shop Eki Higashi	Kuki-Higashi 3-17-11	Kusakabe Shoten	Wado 809
Hyakkado Higashiguti-Ten	Kuki-Higashi 3-33-9	Seven-Eleven Miyashiro-Wado	Wado 1497-1
Seven-Eleven Kuki-Kurihara 2	Kurihara 2-2-2	Bulky Waste Tickets	
JA Nansai Kuki Agriculture Economics Center	Shimokiyoku 61	● One Bulky Waste Ticket per item	(Exception:Be sure to call in advance and make an appointment.)
Seicomarto Kuki-Shimohayami	Shimohayami 404-1	● Since the Bulky Waste Tickets cannot be peeled once they are attached, make sure you attach them properly.	
Seven-Eleven Kuki-Hinokuchi	Hinokuchi 574-1	● If you dispose of bulky waste, please insure to put your name and the collection date.	
Masakura-Works	Honcyo 2-3-16	● The Bulky Waste Tickets cannot be used for televisions, washing machines, or refrigerators, or air conditioners	
Kawabata Cycle Shop	Honcyo 5-7-7		
Liquor Mone	Honcyo 5-10-44		
Toubu Kagu	Honcyo 6-1-4		
Masukawa Denki Honten	Honcyo 6-12-2		
Goody Kakinuma	Honcyo 8-1-30		
Shimasaki Denki Shokai	Minami 5-2-10		



# Kuki Area

Burnable Garbage (Monday,Thursday) Bottles (Friday) Plastic Resources (Tuesday) ← \* Example for Kuki-Chuo 1 → Hazardous Waste (First Wednesday) Non-Burnable Garbage (Second Wednesday)

Burnable Garbage	Bottles cans PET bottles	Cardboard boxes Clothes	Newspapers Magazines, Scrap papers Milk cartons	Plastic Resources	Area	Hazardous Waste	Non-Burnable Garbage
Monday Thursday	Tuesday	First,Third Tuesday	Second, Fourth Tuesday	Friday	Kitanakasone, Rokumanbu, Kamikiyoku, Shimokiyoku, Tokoroguki, Ezura, Shimohayami, Kitaaooyagi, Otabukuro, Minami 1~5, Kuki-higashi 6, Aoге 1~4, Aoге, Keyakidai, Noguki・Koguki, (North of Kuki-Satte Line, Kadori), Kuki-kita 1~2, LionsGarden, RoyalCity	First Wednesday	Second Wednesday
	Friday	First,Third Friday	Second, Fourth Friday	Tuesday	Kuki-chuo 1~4, Aoba 1 Aoba3~5, Kurihara1~4, Yoshiba・Nishi (East of Aoгеbori ), Kurihara, Honcyo1~8, Kukihon, Kukishin, Kamihayami, Kamimachi, Hinokuchi, Hara, Yokebori	Second Wednesday	Third Wednesday
Tuesday Friday	Monday	First,Third Monday	Second, Fourth Monday	Thursday	Kuki-higashi1~5, Yoshiba・Nishi (West of Aoгеbori), Yoshiba1~5, Noguki・Koguki (South of Kuki-Satte Line), Aoba 2		

# Miyashiro Town

Burnable Garbage (Tuesday,Friday) Bottles (Monday) Plastic Resources (Thursday) \* Example for Wado 1 → Hazardous Waste (Third Wednesday) Non-Burnable Garbage (Fourth Wednesday)

Burnable Garbage	Bottles cans PET bottles	Cardboard boxes Clothes	Newspapers Magazines, Scrap papers Milk cartons	Plastic Resources	Area	Hazardous Waste	Non-Burnable Garbage
Tuesday Friday	Monday	First,Third Monday	Second, Fourth Monday	Thursday	Wado1~5, Suka, Wado(Except: Momoyamadai), Kokunou, Higashikumehara, Nishikumehara, Miyashirodai1~3		
	Thursday	First,Third Thursday	Second, Fourth Thursday	Monday	Chuo1~3, Gakuendai1~4, Kasahara1~2, Honden1~5, Monma, Monma1~6, Doubutsu, Doubutsu 1~3, Yamazaki, Sakasai, Kanehara, Miyashiro1~3, Miyahigashi, Nakajima, Himemiya, Kawabata, Kawabata1~4, Higashihimemiya1~2, Higashi, Naka, Nishibara, Momoyamadai	Third Wednesday	Fourth Wednesday

