

RESOURCES AND GARBAGE COLLECTION

Refer to the collection Schedule and fill in the day of the week below. (Please check the back cover) ↓

Recyclable Resources	Papers, Clothes		Twice a month ()
	Bottles, Cans, Pet bottles		Once a week ()
Plastic Resources			Once a week ()
Burnable Garbage			Twice a week () ()
Hazardous Waste			Once a month ()
Non-Burnable Garbage			Once a month ()

P2
P3
P4
P5
P6
P7

How to dispose Paper Garbage and Clothes
How to dispose Bottles, Cans and Pet Bottles
How to dispose Plastic Resources
How to dispose Burnable Garbage
How to dispose Non-Burnable Garbage
How to dispose Hazardous Waste
How to dispose Bulky Waste

Important
Put out garbage before 8:30 am on designated days at designated collection places

Public holidays are also collection days
*Please contact the Sanitary Association or refer to the Sanitary Association
Magazine about the collection days

Please do not mix paper garbage and plastic garbage with Burnable Garbage!

- Paper garbage plastic containers and packaging recycling are very valuable. At the Sanitary Association we put in a lot of effort to separate and correctly dispose of garbage for environmental protection and recycling of resources.
- If paper garbage, plastic garbage are mixed up, garbage won't be collected. We will put a sticker on the garbage so that you will correctly dispose it.



How to Dispose of Recyclable Resources

Paper Garbage and Clothes

Sort out and bundle with a rope

Paper Garbage

●Newspapers



●Cardboard boxes



●Magazines, Scrap papers

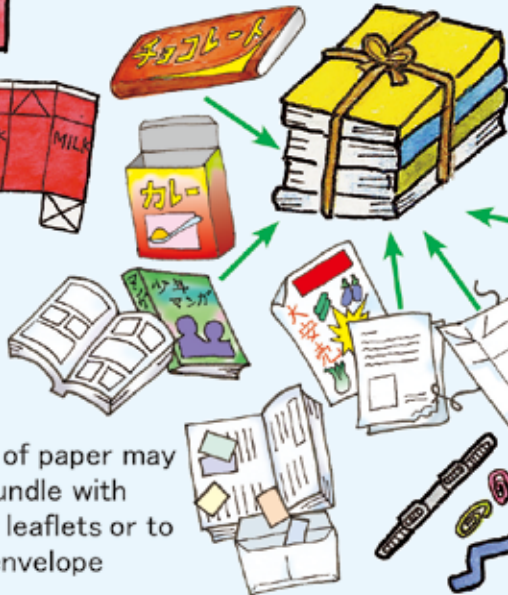
Books, Notebooks, Newspaper ad-inserts, Postcards, Letters, Paper boxes, Wrapping papers, Envelopes, Memo papers etc

●Milk cartons

Rinse cartons
↓
Cut open cartons and make them flat
↓
Dry them
↓
Tie them in a bundle



Small pieces of paper may be easy to bundle with magazines or leaflets or to insert in an envelope



Clothes

Example

●Clothes

(Do not remove buttons and zippers)

Shirts, Suits, Trousers, Skirts, Underwears, Sweaters, Coats, Jumpers, Socks, Neckties, Kimonos, Obi

●Cloth

Sheets, Towel, Curtains, Laced curtain, Blankets,

● Wash, dry and fold them

● If it is raining, do not dispose of them or put them in a clear plastic bag



Please remove metal or plastic parts

remove plastic



Items that you cannot dispose of (Example)

These things are not suitable for recycling. Dispose of the garbage below as burnable garbage



Paper that is covered by oil and food (ex. pizza boxes, cake boxes)



Shredded papers



Used tissues



Packs that are silver inside



Paper that have a strong smell (Incense stick pack, Detergent pack, Cigarettes pack)



Futon, Rug, Carpets



Fax paper
Thermal paper



Copying paper
Carbon paper



Padded garments, Judo clothes, Hats, Gloves



Stickers, Oil paper, Paper cups, Photos-mounts



Recyclable Resources

How to Dispose of Bottles, Cans and PET Bottles

Clear plastic bag

Semi-clear plastic bag

clear as burnable garbage specified bag

~~Specified bag~~

How to dispose of bottles, cans and PET bottles



Put it in a clear plastic bag

The lid and labels should be disposed of as plastic containers and packaging. The metal lid should be disposed as Non-Burnable Waste.

Bottles

Glass bottles for food and drink

Take off the lid and rinse the inside.



Seasoning



Juice



Alcohol



Canned food



Drink bottles



Coffee



Jam

Cans

Metal or aluminum cans for food and drink



Drink cans



Green tea cans



Laver cans



Cooking oil cans



Canned food cans



Pet food cans



Snack cans



Milk cans

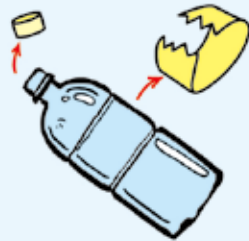
PET Bottles

The way to dispose bottles is different.



PET

as marked PET



Remove the lid and labels



Rinse inside



Crush PET bottles

Items that you cannot dispose of (Example)



Cosmetics bottles



Agrochemicals bottles



China ware bottles



Glass ware



18liter cans



Paint cans



Plastic oil bottles



Sauce bottles



Plastic lids



Detergent and cleanser bottles



Gas cylinder cassette



Insecticide cans



Spray cans

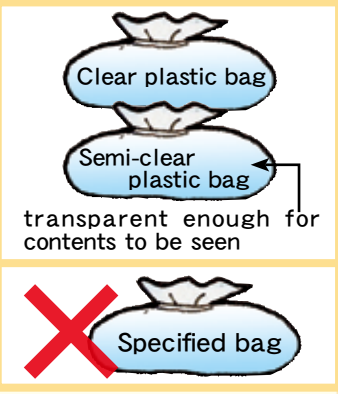
dispose of as Non-Burnable Garbage

dispose of as Plastic Resources and Packaging

dispose of as Hazardous Waste



How to Dispose of Plastic resources



How to dispose of plastic resources




① Empty thoroughly ② Remove leftovers ③ Remove solid contents ④ Cut hoses into pieces shorter than 50cm

Example for disposable plastic resources

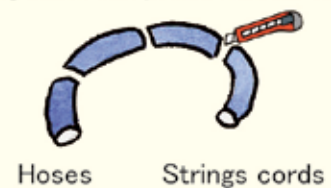


Special Disposal items

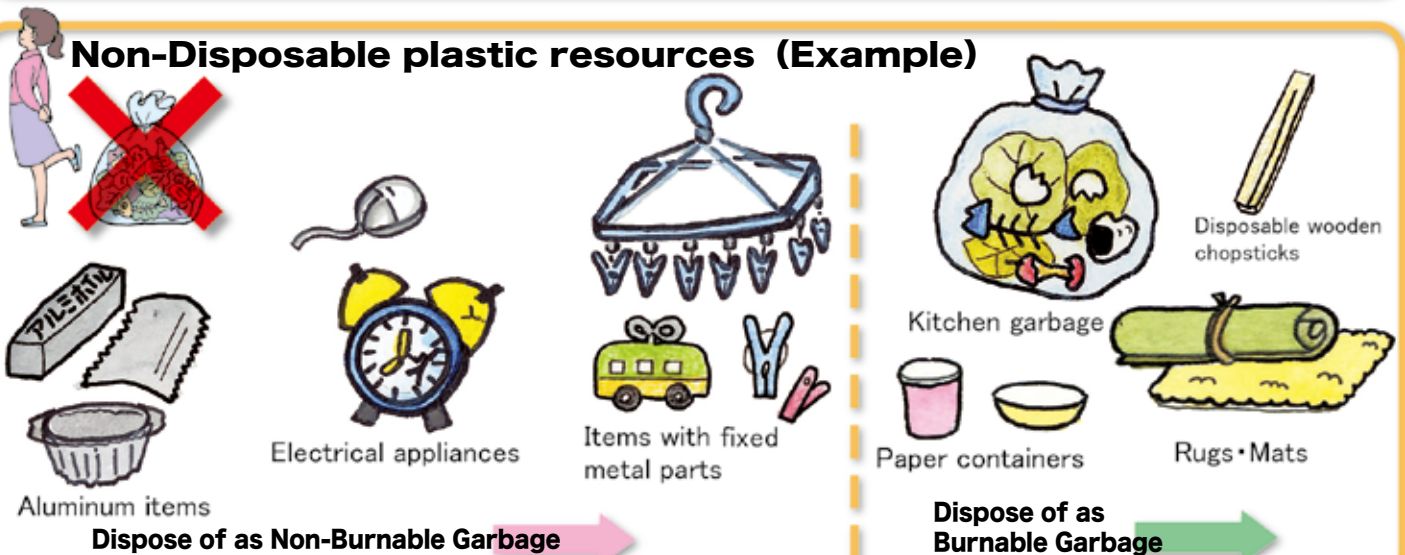
● These items need to be cut into pieces smaller than 50cm in both length and width



● Cut long items into pieces shorter than 50cm



Non-Disposable plastic resources (Example)





How to Dispose of Burnable Garbage

It is the garbage that the Sanitary Association defined as "burnable"



specified bag

Disposable Burnable Garbage (Example)



Kitchen garbage



Cigarette butts



Eggshells



Shells



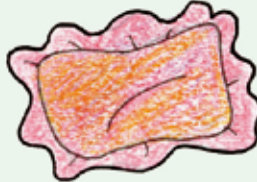
Grasses (soil off)



Fermented soybeans packs



Balls (air out)




Pillows



Desiccants



Cooling agents



Sanitary napkins




Stuffed toys



Diapers



Leather shoes • Japanese clogs • Sandals



Albums



Non-Recyclable papers

* See the details on page 2



Disposable heat packs



Solidify




Absorb in paper or cloth



Cooking Oil

* Please absorb used cooking oil in paper or cloth, or use a solidifying agent before disposal.

Futons etc.
* Fold small pieces and bundle
Rugs Carpets



Videotape Cassettes



party hoses



※Specified bag is unnecessary



Tree branches, twigs

* The items should be no bigger than 50cm in length and 10cm in thickness
: Bind them with strings

Request

Papers, Plastics Garbage are recyclable resources



At the Sanitary Association, we put in a lot of effort to separate and correctly dispose of garbage for our environmental protection.
We appreciate your cooperation

Caution



Put the burnable garbage in the specified bags
Garbage placed in other bags (paper bags, cardboard boxes) will not be collected.



How to Dispose of Non-Burnable Garbage

It is the garbage that the Sanitary Association defined as "non-burnable"



specified bag

Metal products · Items with fixed metal parts · Glassware · Ceramics etc. (example)



6



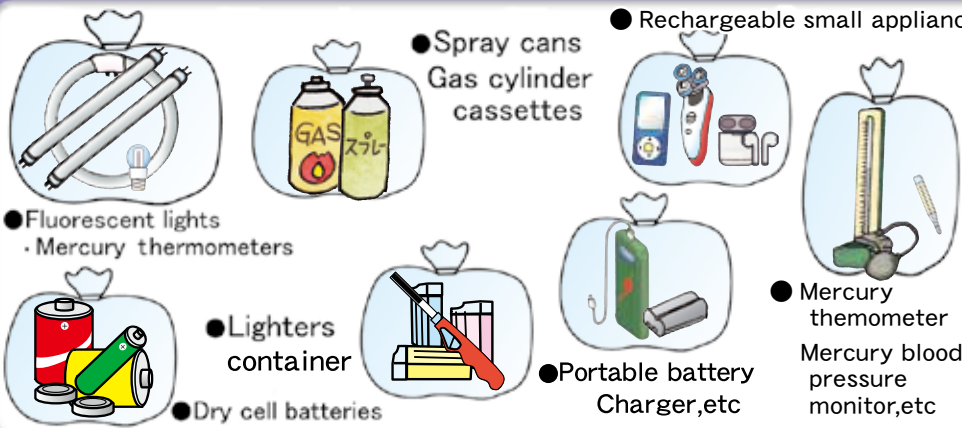
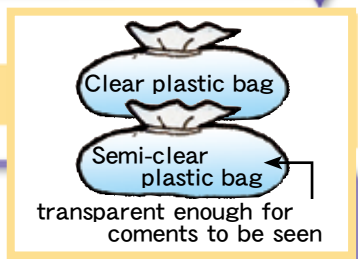
Umbrellas

※Specified bag is unnecessary : Bind with strings

Spray cans are Hazardous Waste



How to dispose Hazardous Waste



Thoroughly use up gas !
Danger!
No-need to punch a hole in the container



Incandescent bulbs as Non-Burnable



How to Dispose of Bulky Waste

It takes about 10 days to pick them up once you make a booking
Please call for an early appointment.


Required
bulky waste ticket

Procedure for bulky waste collection



① Make reservation by phone
Bulky Waste Reservation Center 31-8286

Maximum amount: 5 items per one collection



② Purchase tickets for the collection at the stores listed below for 550 yen per ticket



③ Put out your bulky items with the ticket attached on the designated date at the designated place

Example for bulky waste

Rough idea of bulky waste

Items that don't fit into 45 litter garbage bags



Bicycles



Chairs




Desks



Tables



Shelves



Wardrobes



Skis



Couches



Spring mattresses



Microwave ovens

Bulky Waste Ticket Authorized Store

Area de Kuki		Ciudad de Miyashiro	
Ushihiko(Meat shop)	Aoba 1-1-4-109	Jason Kuki	Yoshiba 1-45-8
Seven-Eleven Kuki-Aoba 4	Aoba 4-16-7	Seven-Eleven Kuki-Yoshiba 2	Yoshiba 2-7-1
Seven-Eleven Kuki-Sogo-Undokoen-Nishi	Ezura 1679-1	JA Nansai Ota	Yoshiba 2-15-18
Mikasa Beika Hompo	Otabukuro 437	Ozawa (Liquor Shop)	Kawabata 1-8-1
Seven-Eleven Kuki-Kamikiyoku	Kamikiyoku 974-1	Liquor & Wine Tuchibuchi	Kawabata 3-2-9
Benten	Kamihayami 150	Shintakuya Liquor Shop	Suka 1015-1
Hishinuma Shoten(Liquor Shop)	Kamimachi 5-10	Seven-Eleven Miyashiro-Chuo	Chuo 3-3-8
JA Nansai Kuki Ezura	Kitaaooyagi 73	Kasumi-Miyashiro	Dobutu 1-1-50
Family Fashion Masakiya	Kitaaooyagi 75	Iri No Tana	Higashi 78
Seven-Eleven Kuki-kitanakasone	Kitanakasone 1317-1	Azumaya Liquor Shop	Higashihimemiya1-9-1
Daily Yamazaki	Kuki-Chuo 1-1-20	Kobune Kanamono-Ten	Honden 1-3-20
Ito Shoten(Liquor Shop)	Kuki-Chuo 2-6-23	Someya Cleaning Honden-Ten	Honden 5-4-10
Yaomasu Shoten	Kuki-Chuo 2-9-40	Yaotake Liquor Shop	Miyashirodai 1-10-7
Hyakkado Nishiguchi	Kuki-Chuo 3-9-49	Shinkawayu	Monma 2-6-27
Tamura Yohin-Ten	Kuki-Chuo 3-9-55	Kanawa	Yamazaki 354
Lawson Kuki-Chuo 3	Kuki-Chuo 3-9-55	Miyo Beauty parlor	Wado 1-10-8
Hidaka Liquor Shop	Kuki-Chuo 3-9-59	Noguchido Yohin-Ten	Wado 2-3-20
Aoki Tobacco Shop	Kuki-Chuo 4-7-5	Liquor Shop Noguchi	Wado 4-3-23
Hidaka Liquor Shop Eki Higashi	Kuki-Higashi 3-17-11	Kusakabe Shoten	Wado 809
Hyakkado Higashiguti-Ten	Kuki-Higashi 3-33-9	Seven-Eleven Miyashiro-Wado	Wado 1497-1
Seven-Eleven Kuki-Kurihara 2	Kurihara 2-2-2		
Seicomarto Kuki-Shimohayami	Shimohayami 404-1		
Seven-Eleven Kuki-Hinokuchi	Hinokuchi 574-1		
Masakura-Works	Honcyo 2-3-16		
Kawabata Cycle Shop	Honcyo 5-7-7		
Liquor Mone	Honcyo 5-10-44		
Toubu Kagu	Honcyo 6-1-4		
Masukawa Denki Honten	Honcyo 6-12-2		
Goody Kakinuma	Honcyo 8-1-30		
Shimasaki Denki Shokai	Minami 5-2-10		
Saito Yohin-Ten	Yokebori 355		

Bulky Waste Tickets

- One Bulky Waste Ticket per item
(Exception: Be sure to call in advance and make an appointment.)
- Since the Bulky Waste Tickets cannot be peeled once they are attached, make sure you attach them properly.
- If you dispose of bulky waste, please insure to put your name and the collection date.
- The Bulky Waste Tickets cannot be used for televisions, washing machines, or refrigerators, or air conditioners

Kuki Area

Burnable Garbage (Monday,Thursday) Bottles (Friday) Plastic Resources (Tuesday) ← * Example for Kuki-Chuo 1 → Hazardous Waste (First Wednesday) Non-Burnable Garbage (Second Wednesday)

Burnable Garbage	Bottles cans PET bottles	Cardboard boxes Clothes	Newspapers Magazines, Scrap papers Milk cartons	Plastic Resources	Area	Hazardous Waste	Non-Burnable Garbage
Monday	Tuesday	First,Third Tuesday	Second, Fourth Tuesday	Friday	Kitanakasone, Rokumanbu, Kamikiyoku, Shimokiyoku, Tokoroguki, Ezura, Shimohayami, Kitaaooyagi, Otabukuro, Minami 1~5, Kuki-higashi 6, Aoge 1~4, Aoge, Keyakidai, Noguki・Koguki, (North of Kuki-Satte Line, Kandori), Kuki-kita 1~2, LionsGarden, RoyalCity	First Wednesday	Second Wednesday
	Thursday	First,Third	Second, Fourth		Kuki-chuo 1~4, Aoba 1		
Tuesday Friday	Friday	Friday	Friday	Tuesday	Aoba3~5, Kurihara1~4, Yoshiba・Nishi (East of Aogebori), Kurihara, Honcyo1~8, Kukihon, Kukishin, Kamihayami, Kamimachi, Hinokuchi, Hara, Yokebori	Second Wednesday	Third Wednesday
	Monday	First,Third Monday	Second, Fourth Monday	Thursday	Kuki-higashi1~5, Yoshiba・Nishi (West of Aogebori), Yoshiba1~5, Noguki・Koguki (South of Kuki-Satte Line), Aoba 2		

Miyashiro Town

Burnable Garbage (Tuesday,Friday) Bottles (Monday) Plastic Resources (Thursday) * Example for Wado 1 → Hazardous Waste (Third Wednesday) Non-Burnable Garbage (Fourth Wednesday)

Burnable Garbage	Bottles cans PET bottles	Cardboard boxes Clothes	Newspapers Magazines, Scrap papers Milk cartons	Plastic Resources	Area	Hazardous Waste	Non-Burnable Garbage
Tuesday Friday	Monday	First,Third Monday	Second, Fourth Monday	Thursday	Wado1~5, Suka, Wado(Except: Momoyamadai), Kokunou, Higashikumehara, Nishikumehara, Miyashirodai1~3		
	Thursday	First,Third Thursday	Second, Fourth Thursday	Monday	Chuo1~3, Gakuendai1~4, Kasahara1~2, Honden1~5, Monma, Monma1~6, Doubutsu, Doubutsu1~3, Yamazaki, Sakasai, Kanehara, Miyashiro1~3, Miyahigashi, Nakajima, Himemiya, Kawabata, Kawabata1~4, Higashihimemiya1~2, Higashi, Naka, Nishibara, Momoyamadai	Third Wednesday	Fourth Wednesday